










ChefsChoice® Electric Food Slicers – Quick Reference Guide

Product Specifications	Chef'sChoice® Food Slicer Models								
									
Model Number	609	610	615	630	632	645	665	662 §	667 §
Approximate Size, inches (L x W x H)	15 x 10 x 10.5	15 x 11 x 11	15 x 11 x 11	14 x 12 x 10	14 x 12 x 11	16 x 12 x 11	20 x 14 x 14	19 x 15 x 13	20 x 15 x 14
Approximate Weight, pounds	8	10	11	10	11	15	15	29	32
Watts (UL Rating)	100	100	120	100	100	124	120	120	120
Key Structural Component Materials	Stainless Steel Cast Aluminum Plastic	Stainless Steel Cast Aluminum	Stainless Steel Cast Aluminum	Stainless Steel Cast Aluminum	Stainless Steel Cast Aluminum	Stainless Steel Cast Aluminum	Stainless Steel Cast Aluminum	Stainless Steel Cast Aluminum	Stainless Steel Cast Aluminum
Blade Materials	Stainless Steel	Stainless Steel	Stainless Steel	Stainless Steel	Stainless Steel	Stainless Steel	Stainless Steel	Commercial Hard Chromed	Commercial Hard Chromed
Approximate Blade Diameter & Type †	7" (17 cm) serrated	7" (17 cm) serrated	7" (17 cm) serrated	7" (17 cm) serrated	7" (17 cm) serrated	7" (17 cm) serrated	8.5" (22 cm) non-serrated	8.5" (22 cm) non-serrated	10" (25 cm) non-serrated
Blade Sharpener**	Model 601	Model 601	Model 601	Model 498 Model 601	Model 498 Model 601	Model 498 Model 601	Model 601	Included	Built-in
Approximate Maximum Slice Thickness	3/4"	3/4"	3/4"	5/8" (15 mm)	5/8" (15 mm)	5/8" (15 mm)	1"	5/8" (15 mm)	5/8" (15 mm)
Approximate Maximum Length of Food <i>f</i>	9 5/8"	9 5/8"	9 5/8"	9"	9"	9"	11 1/4"	8 1/2"	8 1/2"
Carriage Size, inches (L x W)	7 x 6 3/4	7 x 6 3/4	7 x 6 3/4	7 1/4 x 7	7 1/4 x 7	7 1/4 x 7	8 1/2 x 7 1/2	8 3/4 x 8	8 3/4 x 8
Warranty	1 year	1 year	1 year	1 year	1 year	5 years	1 year	1 year	1 year

† Optional serrated and non-serrated blades sold separately.

§ Models UL or ETL approved for Household and Commercial.

f Distance from edge of blade to food carriage's back wall when carriage is fully retracted.

** Model 498 and Model 601 blade sharpeners purchased separately.